



600548

00548

2016年第三季度 业绩公布

2016年10月28日



2016年7~9月



11.17

18.96%

3.32

5.70%

2016年1~9月



31.80

30.41%

9.47

11.00%



财务摘要1

	2016 7~9	2015 7~9	
	1,116	939	+18.96%
	332	314	+5.70%
	0.152	0.144	+5.70%



财务摘要2

	2016 1~9	2015 1~9	
	3,180	2,438	+30.41%
	947	853	+11.00%
	0.434	0.391	+11.00%
%	7.57%	7.24%	+0.33



财务分析——收入与投资收益

	2016 7~9	2015 7~9			2016 1~9	2015 1~9		
	1,116,681	938,664	+178,017	+18.96%	3,179,810	2,438,282	+741,528	+30.41%
	978,631	792,646	+185,985	+23.46%	2,744,333	2,187,843	+556,490	+25.44%
	138,050	146,018	-7,968	-5.46%	435,477	250,439	+185,038	+73.89%
	106,937	91,817	+15,120	+16.47%	334,292	228,437	+105,855	+46.34%

■ ~

■ ~

□

□

■ ~



财务分析——成本与费用

	2016 7~9	2015 7~9			2016 1~9	2015 1~9		
	576,619	436,941	+139,678	+31.97%	1,643,658	1,119,808	+523,850	+46.78%
	27,259	33,053	-5,794	-17.53%	68,583	62,831	+5,712	+9.15%
	148,700	98,199	+50,501	+51.43%	419,456	260,788	+158,668	+60.84%
	87,790	81,392	+6,397	+7.86%	258,380	221,420	+36,960	+16.69%

■ 1~9

□

206,813 310,174

□

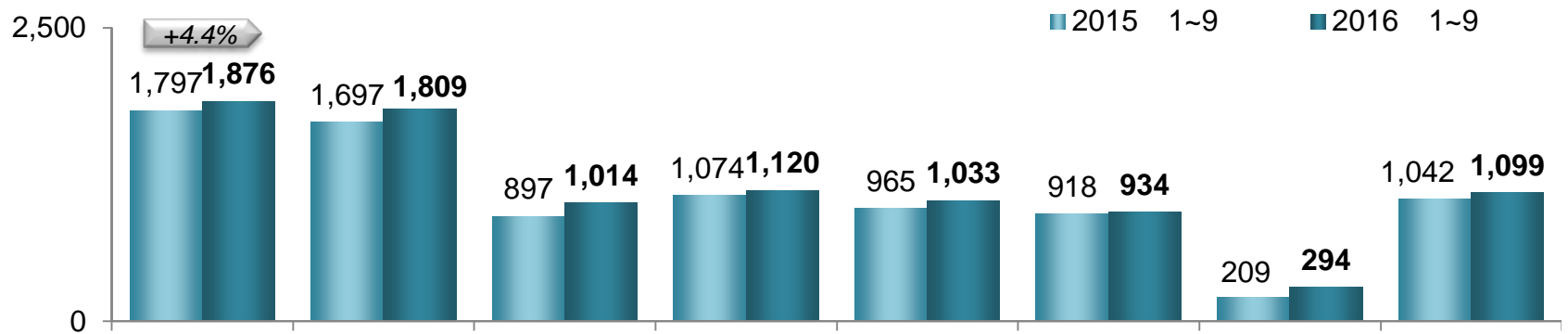
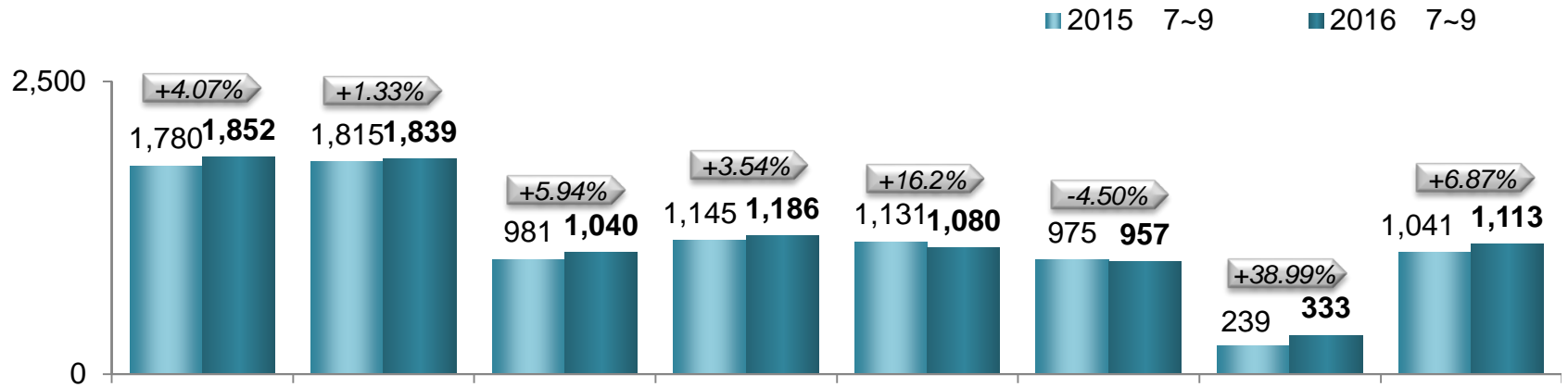
A

□

■ 1~9



■	2016 1~9		20.9		
■			129.6		63.9
	2015 9 30	80.6	2015 12 31	132.8	
■		52.47%	2015 12 31	52.76%	





—

	2016 7~9	2015 7~9		2016 1~9	2015 1~9	
	90	81	+10.9%	82	74	+11.1%
	268	239	+11.9%	247	216	+14.7%
	221	190	+16.3%	200	173	+15.2%
		47			38	
		68			57	
		102			95	
	247	210	+17.9%	230	188	+22.5%
	108	82	+31.2%	97	72	+34.1%



	2016 7~9	2015 7~9		2016 1~9	2015 1~9	
	38	34	+13.2%	37	34	+9.7%
	53	46	+13.8%	47	41	+14.4%
	44	36	+20.8%	40	35	+15.1%
	130	116	+12.5%	118	108	+9.8%
	62	56	+11.7%	57	49	+16.6%
	46	43	+8.7%	44	41	+7.8%
	27	22	+25.4%	25	19	+30.7%
	28	27	+2.7%	28	28	+0.4%



营运表现 简要说明

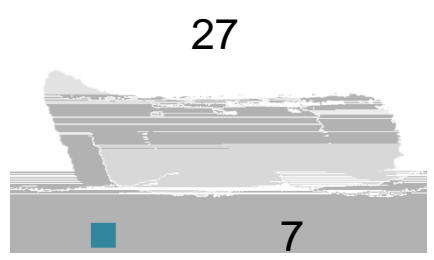
- 2016 2
- 2016 5 7
- 2016 7 16
-
-
-



重要事项



5 2011 11 2016 7



2.875%



2.50% 3.50%

8,919.9 2016 7.5 2016 1-9 5,532.8

86-755-82853330 82853329

86-755-82853411

<http://www.sz-expressway.com>

IR@sz-expressway.com