

苏州交通公路股份有限公司

股票代码：600548 上交所上市 00548 深交所上市

2018年三季度业绩公布

2018年10月25日

公司概述

- 1996 12 30 2,180,770,326 H 1997 3 747,500,000 34.28% A 2001 12 1,433,270,326 65.72%

- 19

622

- 444 2018 9 30


-

-


-

- 2020

2018年7-9月



2018年1-9月



	2018 7-9	2017 7-9 ()	
	1,463	1,363	+7.27%
	1,363	1,327	+2.72%
	552	461	+19.75%
	0.253	0.211	+19.75%

财务摘要2

	2018 1-9	2017 1-9 ()	
	4,140	3,654	+13.31%
	3,825	3,479	+9.96%
	1,521	1,166	+30.43%
	0.697	0.535	+30.43%
%	10.78%	8.00%	+2.78

财务分析——收入与投资收益

	2018 7-9	2017 7-9		2018 1-9	2017 1-9	
	1,462,638	1,363,476	+7.27%	4,140,160	3,653,767	+13.31%
	1,362,918	1,326,883	+2.72%	3,825,403	3,478,991	+9.96%
	99,720	36,594	+172.51%	314,758	174,776	+80.09%
	196,741	158,899	+23.81%	485,353	405,490	+19.70%

-
- 1~9
-
-
- 1~9
- 1-9

财务分析——成本与费用

	2018 7-9	2017 7-9		2018 1-9	2017 1-9	
	693,873	620,723	+11.78%	1,876,734	1,744,069	+13.34%
	33,492	37,928	-11.70%	75,688	78,444	-3.51%
	325,683	196,826	+65.47%	826,232	546,493	+51.19%
	132,192	112,114	+17.91%	399,940	314,125	+27.32%

■ 1~9 13.34%

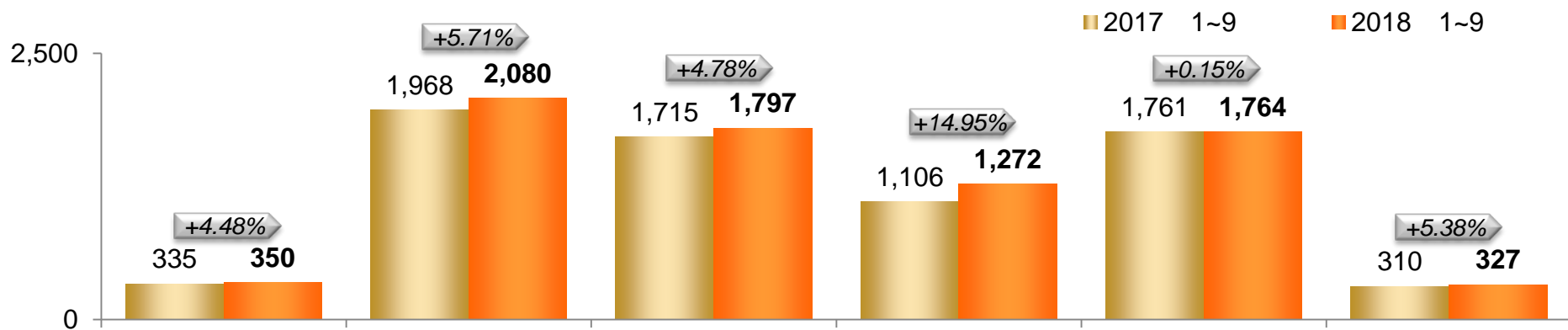
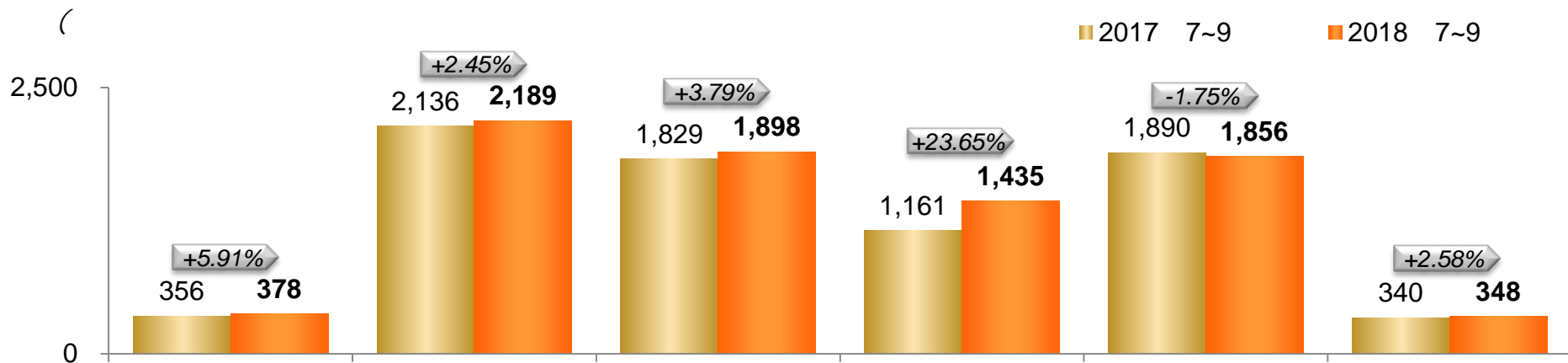
■ 1~9 51.19%

H

财务分析——投资与借贷

■	2018 1-9	7.29
■		214.07
	2017 12 31	216.86
■		62.22%
		1.9
		52.89%
■		4.69%
		4.73%

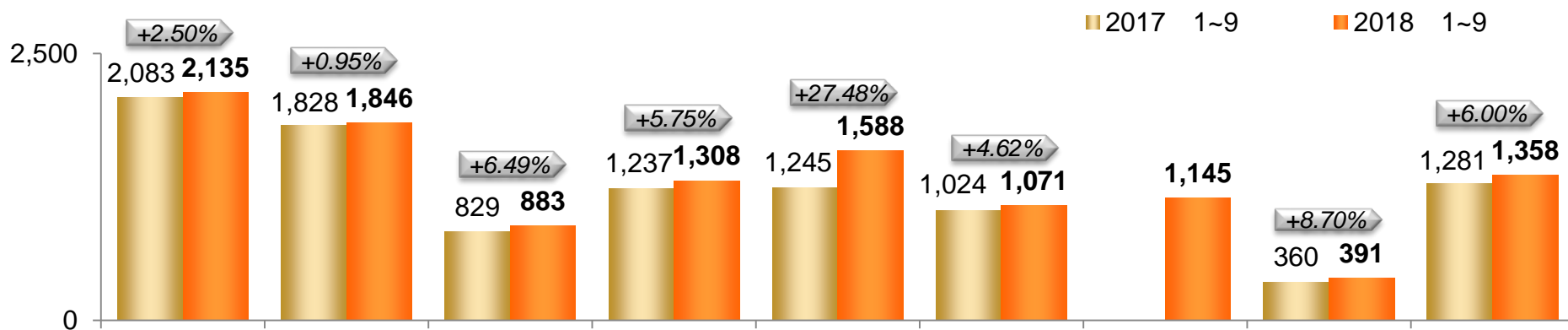
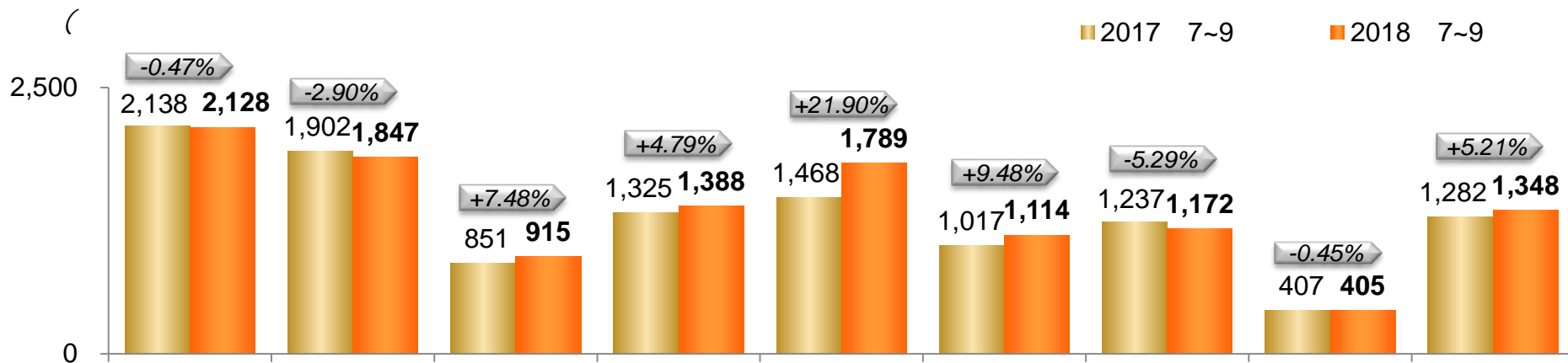
营运表现——日均路费收入



" "

2016 2 7

营运表现——日均路费收入



营运表现——日均混合车流量

	2018 7-9	2017 7-9		2018 1-9	2017 1-9	
	((
	108	100	+7.83%	99	92	+8.20%
	304	295	+2.95%	288	270	+6.54%
	235	231	+1.74%	221	215	+2.76%
	97	89	+9.22%	90	81	+10.58%
	235	232	+1.25%	222	214	+3.54%
	85	81	+5.06%	80	74	+7.47%

■ 2018 2

■

2018 9

2017 1

营运表现——简要说明

■					
■		5			
■	2018	2		2018	3 1 2020 12 31
■		" "			
■					
■					
■					
■					
■	2017	10		—	—
■					
■					
■					
■					

业务进展



29

2018 11 13

30%

35.7% 34.3%

